



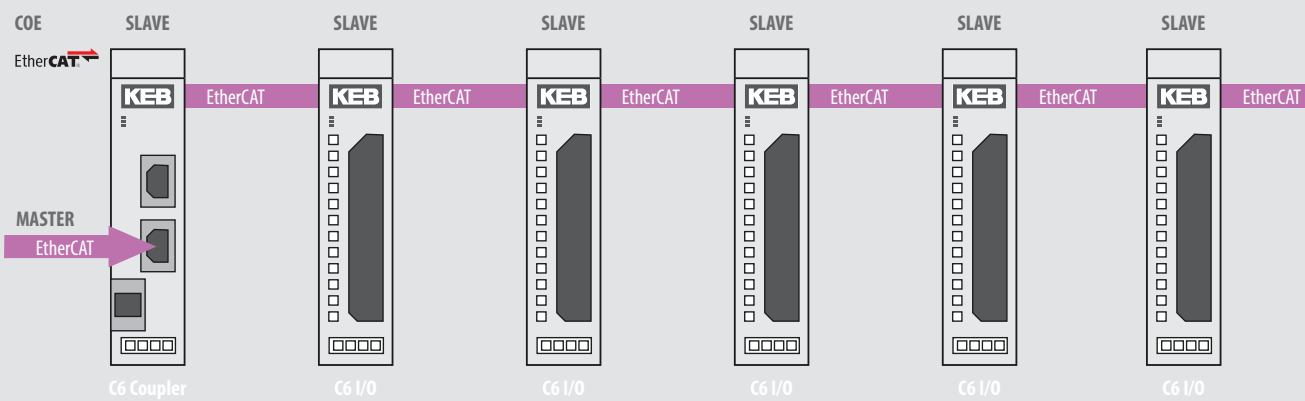



Analog or digital – the reception and emission of signals on the periphery of a plant requires decentralisation of the connection technology and a suitable medium for signal transmission to the central intelligence.

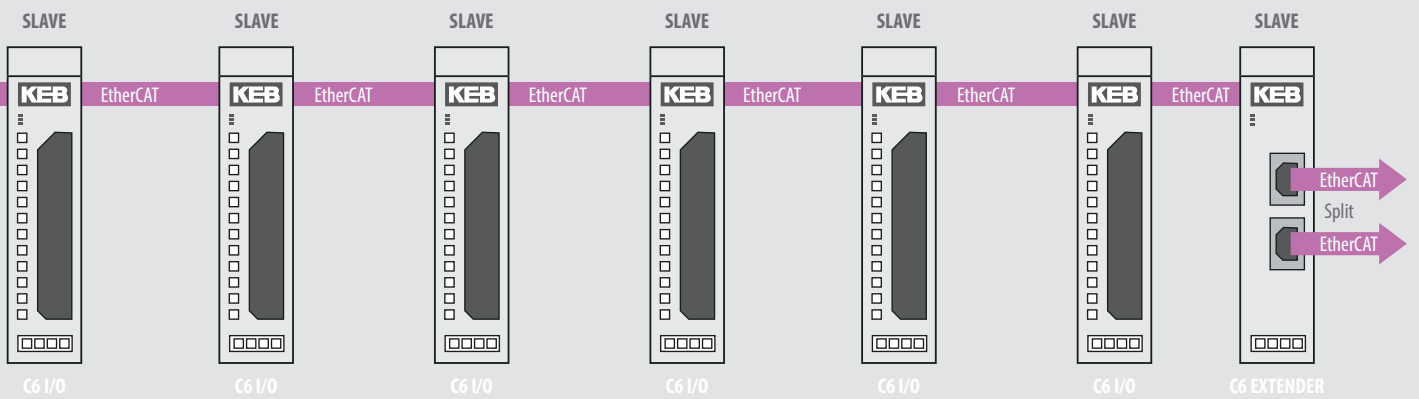
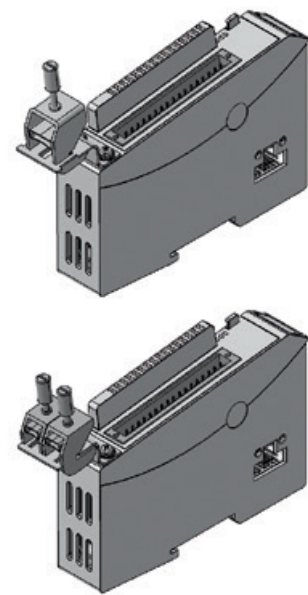
The C6 I/O System is based on the economically optimum Ethernet-based hardware and, thanks to the EtherCAT® protocol standard, brings the

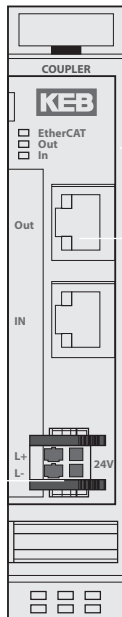
proven properties of real-time communication to every single element of the input/output level. Just 25 mm wide, the plug-in system has a high packing density of up to 32 digital inputs and outputs.

- C6 I/O
- C6 SAFETY I/O

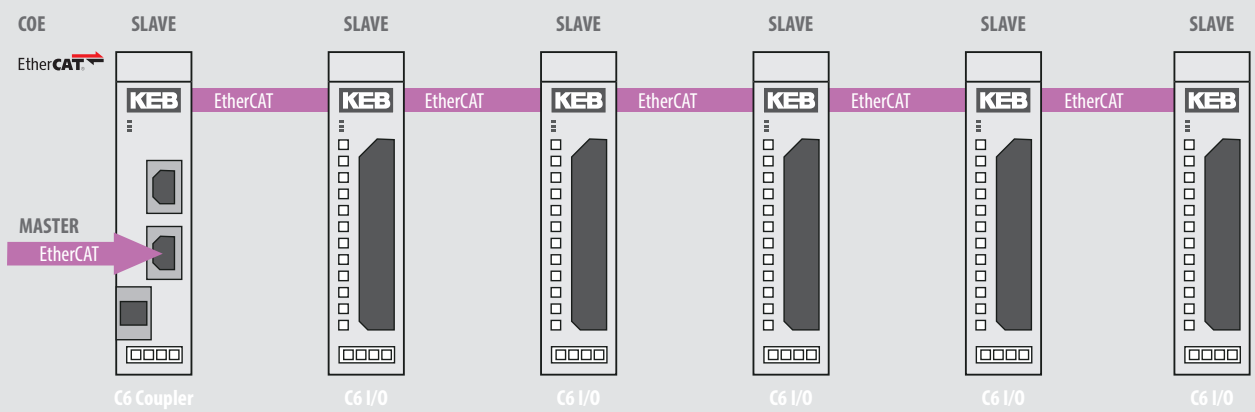


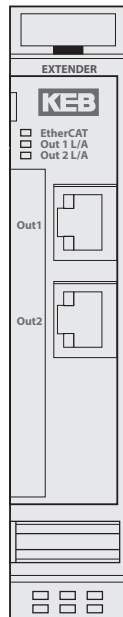
Fieldbus	EtherCAT® 100 Mbits/s
W x H x D	25 x 120 x 90 mm
Installation	35 mm DIN top-hat rail
Controller	ET 1100
E-Bus connection	10-in system plug in side wall
End module	not necessary
Power supply	24 V DC -20 % +25 %
Potential separation	Modules to each other and to bus
Operating temperature	0 ... +55 °C
Storage temperature	-25 ... +70 °C
Relative humidity	5 ... 95 %, without condensation
Protection class	IP20
Resistance to interference	Zone B to EN 61131-2



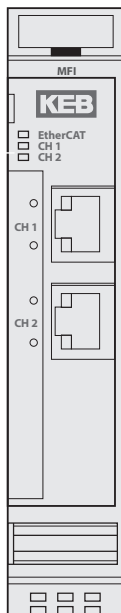


Fieldbus	EtherCAT® 100 Mbits/s
Power supply	24 V DC -20 % +25 %
Potential separation	Modules to each other and to bus
Operating temperature	0 ... +55 °C
Storage temperature	-25 ... +70 °C
Relative humidity	5 ... 95 %, without condensation
E-Bus supply	max. 3 A (approx. 20 modules)

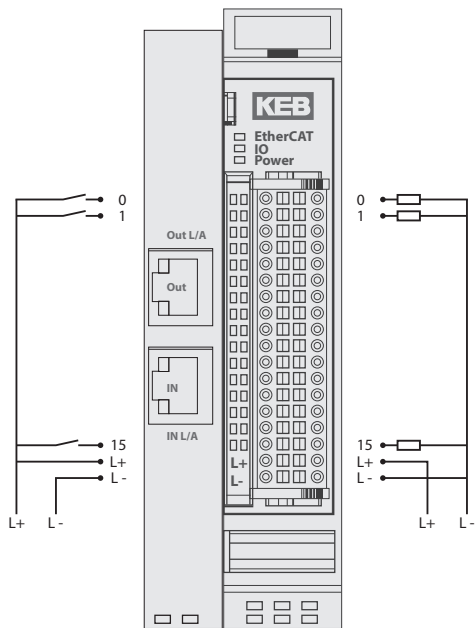




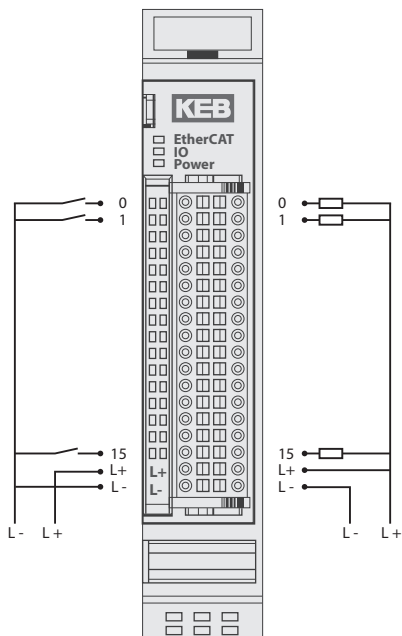
Fieldbus	2x EtherCAT® 100 Mbits/s
Power supply	Via E-Bus
Potential separation	Modules to each other against bus
Operating temperature	0 ... +55 °C
Storage temperature	-25 ... +70 °C
Relative humidity	5 ... 95 %, without condensation
E-Bus load	160 mA for OUT1 210 mA for OUT1 + OUT2



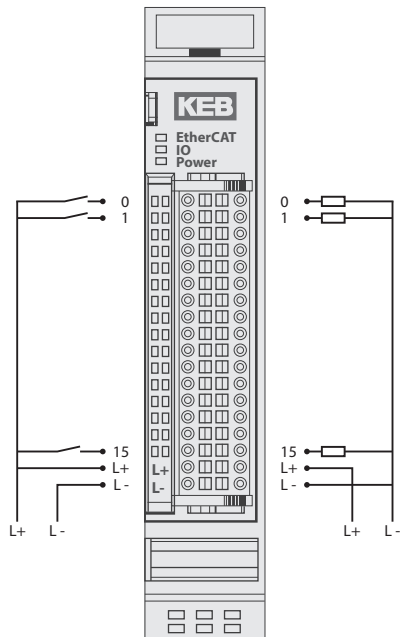
Fieldbus	Profinet Slave Ethernet IP Slave EtherCAT® Slave Powerlink Slave
Power supply	Via E-Bus
Potential separation	Modules to each other against bus
Operating temperature	0 ... +55 °C
Storage temperature	-25 ... +70 °C
Relative humidity	5 ... 95 %, without condensation
E-Bus load	240 mA



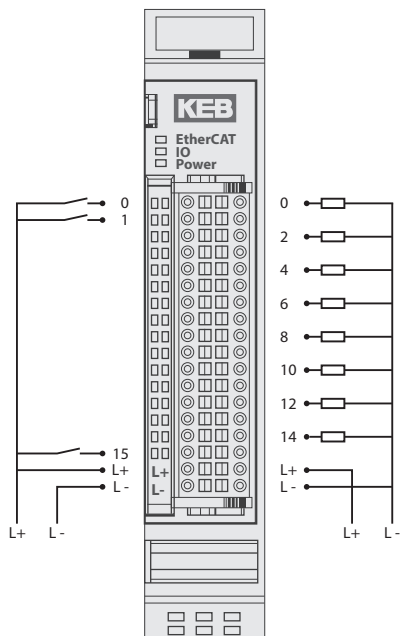
Fieldbus	EtherCAT® 100 Mbits/s
Power supply	24 V DC -20 % +25 %
Potential separation	Modules to each other and to bus
Operating temperature	0 ... +55 °C
Storage temperature	-25 ... +70 °C
Relative humidity	5 ... 95 %, without condensation
E-Bus supply	max. 2 A (approx. 11 modules)
Digital inputs	16
Input delay	3 ms
Signal level (EN 61131-3, Type 1)	Off -3...5 V On 15...30 V
Digital outputs	16
Max. current	0.5 A per output
Total current	max. 8 A
E-Bus load	135 mA



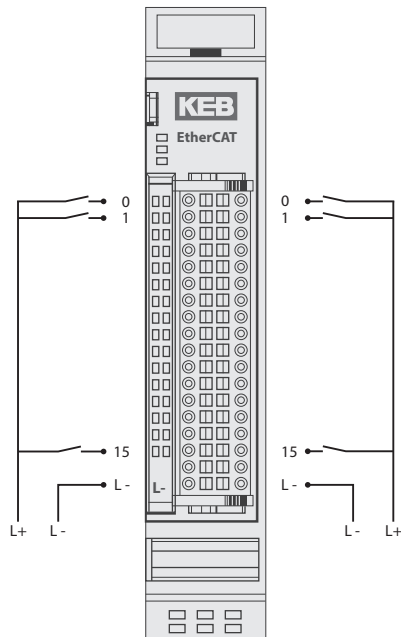
Digital inputs	16
Input delay	1 ms
Signal level (EN 61131-3, Type 1)	Off 15...30 V On -3...5 V
Digital outputs	16
Max. current	0.5 A per output
Total current	max. 8 A
E-Bus load	135 mA



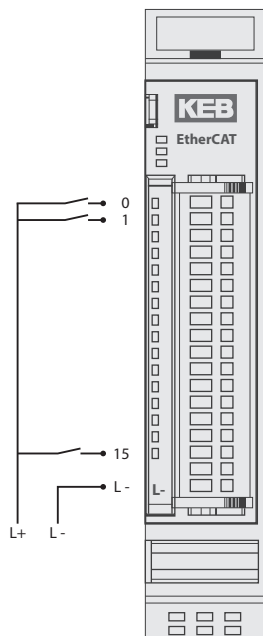
Digital inputs	16
Input delay	1 ms
Signal level (EN 61131-3, Type 1)	Off -3...5 V On 15...30 V
Digital outputs	16
Max. current	0.5 A per output
Total current	max. 8 A
E-Bus load	135 mA



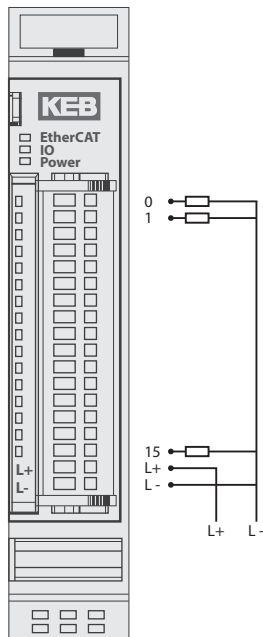
Digital inputs	16
Input delay	1 ms
Signal level (EN 61131-3, Type 1)	Off -3...5 V On 15...30 V
Digital outputs	8
Max. current	1 A per output
Total current	max. 8 A
E-Bus load	135 mA



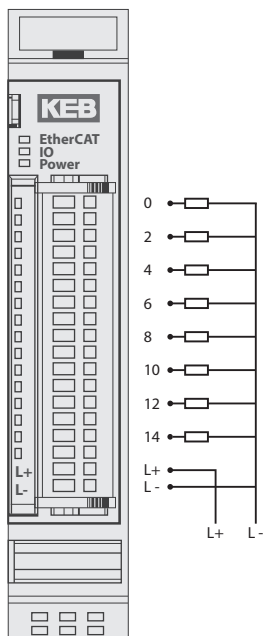
Digital inputs	32
Input delay	1 ms
Signal level (EN 61131-3, Type 1)	Off -3...5 V On 15...30 V
Digital outputs	-
Max. current	-
Total current	-
E-Bus load	85 mA



Digital inputs	16
Input delay	1 ms
Signal level (EN 61131-3, Type 1)	Off -3...5 V On 15...30 V
Digital outputs	-
Max. current	-
Total current	-
E-Bus load	100 mA

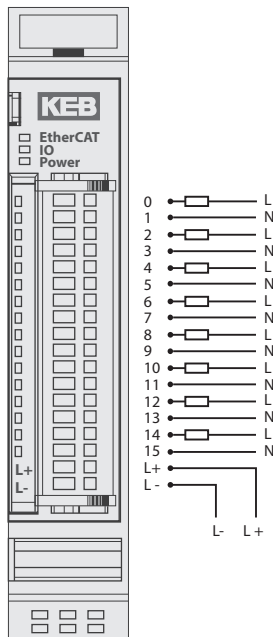


Digital inputs	-
Input delay	-
Signal level (EN 61131-3, Type 1)	-
Digital outputs	16
Max. current	0.5 A per output
Total current	max. 8 A
E-Bus load	130 mA

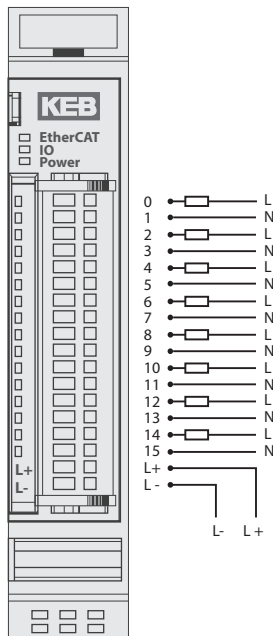


Digital inputs	-
Input delay	-
Signal level (EN 61131-3, Type 1)	-
Digital outputs	8
Max. current	1 A per output
Total current	max. 8 A
E-Bus load	130 mA

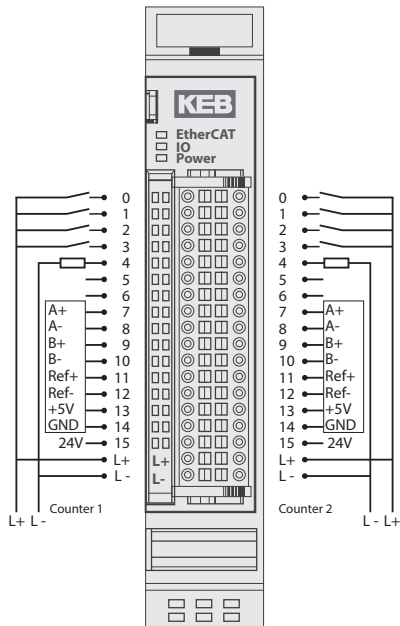
Digital inputs	-
Input delay	-
Signal level (EN 61131-3, Type 1)	-
Digital outputs	8
Max. current	2 A per output
Total current	max. 10 A
E-Bus load	130 mA



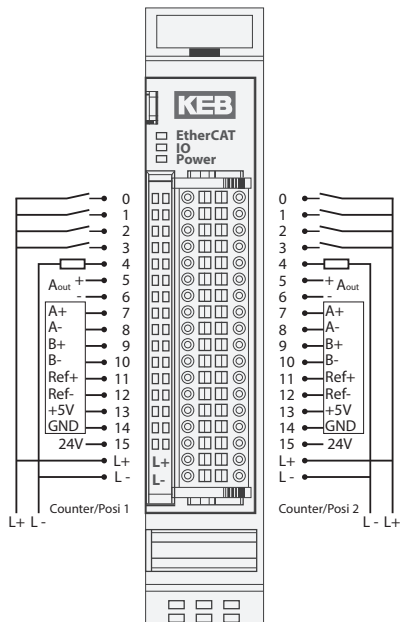
Digital inputs	-
Input delay	-
Signal level (EN 61131-3, Type 1)	-
Digital outputs	8
Max. current	5 A (resistive) / 2 A (inductiv)
Switching voltage	max. 24 V DC / 230 V AC
Switching cycles mech. (min.)	2×10^7
Switching cycles elec. (min.)	3×10^5 (2 A / 30 V DC)
E-Bus load	130 mA



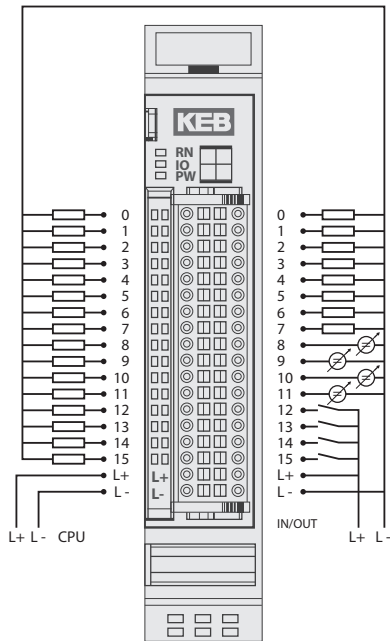
Digital inputs	-
Input delay	-
Signal level (EN 61131-3, Type 1)	-
Digital outputs	8
Max. current	5 A (resistive) / 2 A (inductiv)
Switching voltage	max. 24 V DC / 24 V AC
Switching cycles mech. (min.)	2×10^7
Switching cycles elec. (min.)	3×10^5 (2 A / 30 V DC)
E-Bus load	130 mA



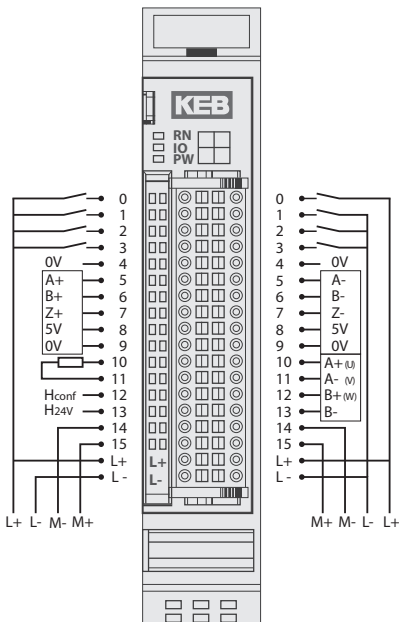
Encoder	2 A, B, Ref
Encoder type	5 V (RS422)
Count frequency	max. 200 kHz
Digital inputs	8
Input delay	1ms
Signal level (EN 61131-3, Type 1)	Off -3...5 V On 15...30 V
Digital outputs	2
Max. current	2 A per output
Analog outputs	-
Resolution	-
E-Bus load	300 mA



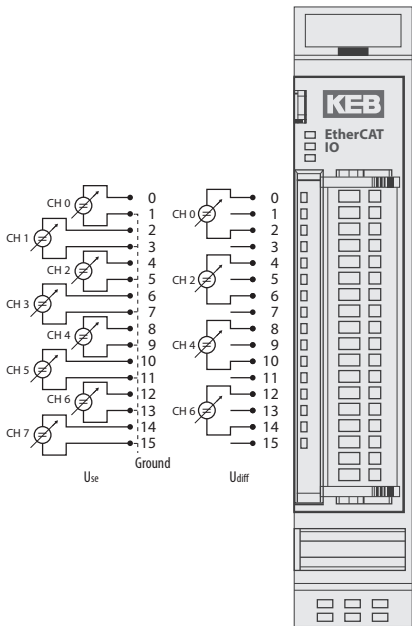
Encoder	2 A, B, Ref
Encoder type	5 V (RS422)
Count frequency	max. 200 kHz
Digital inputs	8
Input delay	1ms
Signal level (EN 61131-3, Type 1)	Off -3...5 V On 15...30 V
Digital outputs	2
Max. current	2 A per output
Analog outputs	2
Resolution	12 BIT
E-Bus load	300 mA



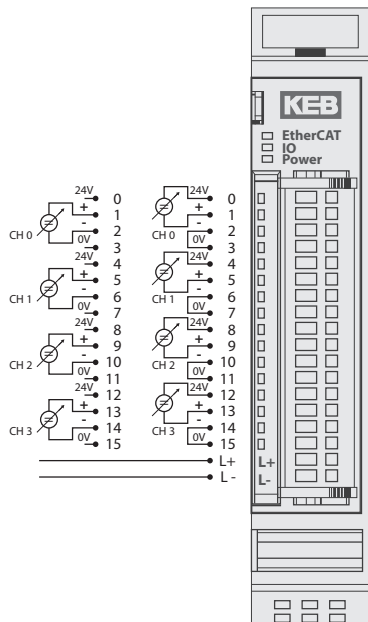
Digital inputs	4 (8)
DI0..3	1ms
DI4	0.1ms
DI5..7	0.001ms
Counter (DI5)	500kHz (up to 1 MHz)
Digital outputs	24
D00..7:	0.5A
D08..23:	0.1A
Analog inputs 12 Bit	4 x 0..10V (also usable as DI, DI0..3)
Sampling rate	1ms
RS485	potential-separated
Baud rate	2.4...921.6 kBit/s
E-Bus load	90 mA



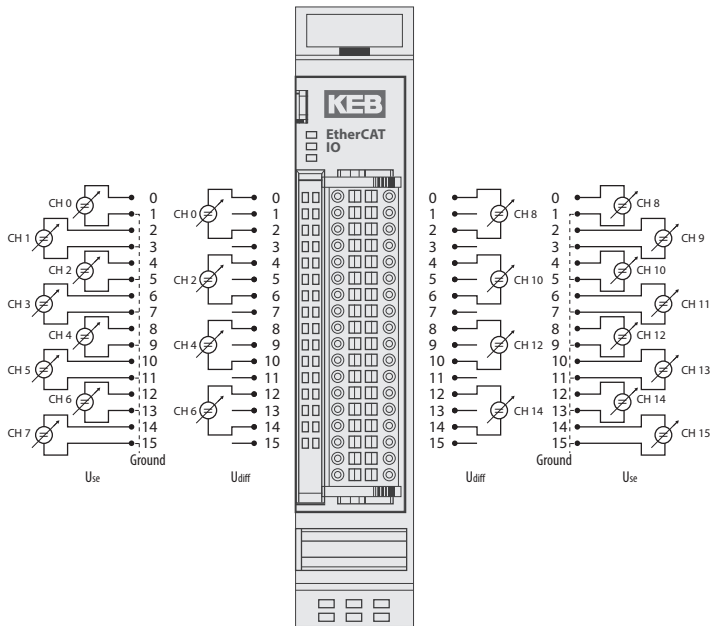
Motor connection	2-phase stepper motor or brushless DC motor
Motor voltage	12 V .. 72 VDC / cULus: 12 V .. 42 VDC
Motor current nominal	5 A
Peak current	Stepper motor: 10 A / brushless DC Motor: 15 A
Incremental emitter	5 V / 24 V (A, /A, B, /B, Z, /Z)
Hall emitter	5 V / 24 V (H1, H2, H3) or 3 extra zero-switching digital inputs
Digital inputs	5 x 1 ms configurable, e.g. reference switch, limit switch, release
Digital outputs	1 x 0.5 A (brake output or standard output)
Control	CIA402
E-Bus load	100 mA



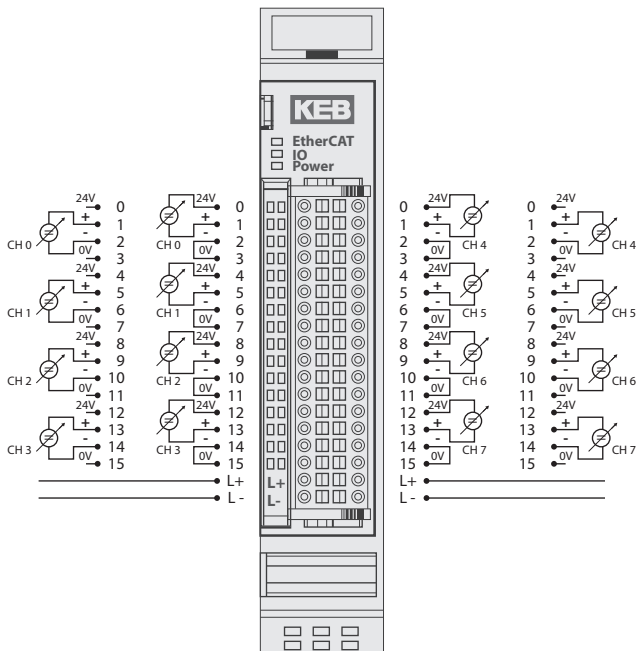
Analog inputs	8 single-ended or 4 differential
Resolution	13 Bit (1.221 μ V unipolar/ 2.422 μ V bipolar)
Measurement range	0...10 V, \pm 10 V
Conversion time	464 μ s (if all channels are active)
Output rate	-
E-Bus load	190 mA



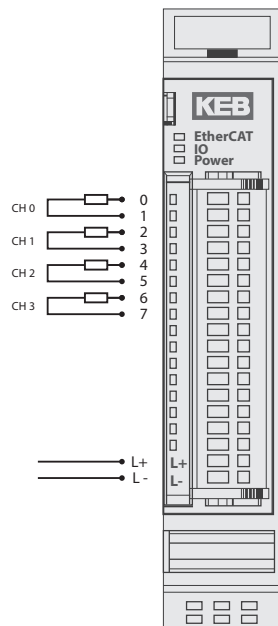
Analog inputs	4
Resolution	12 Bit (5.2 μ A)
Measurement range	0...20 mA, 4...20 mA (end value 20 mA)
Conversion time	235 μ s (if all channels are active)
Output rate	-
E-Bus load	190 mA



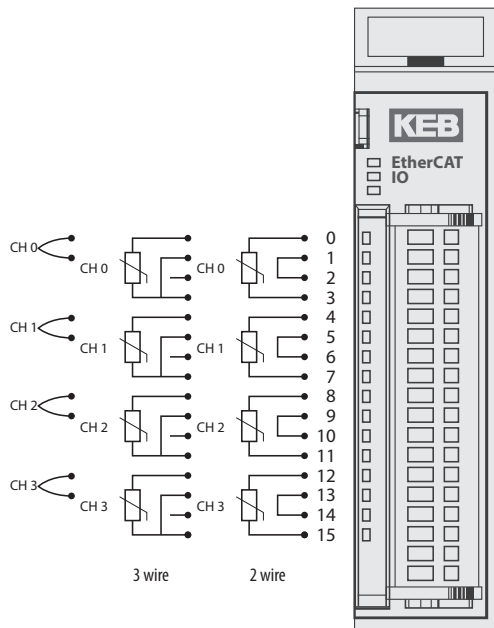
Analog inputs	16 single-ended or 8 differential
Resolution	13 Bit (1,221 μ V unipolar/ 2,422 μ V bipolar)
Measurement range	0...10 V, \pm 10 V
Conversion time	580 μ s (if all channels are active)
Output rate	-
E-Bus load	190 mA



Analog inputs	8
Resolution	12 Bit (5.2 μ A)
Measurement range	0...20 mA, 4...20 mA (end value 20 mA)
Conversion Time	290 μ s (if all channels are active)
Output rate	-
E-Bus load	190 mA



Analog outputs	4
Resolution	16 Bit
Measurement range	0...10 V, ± 10 V, 0...20 mA
Output rate	220 ms
E-Bus load	150 mA



Analog inputs	4
Resolution	16 Bit
Conversion time	50ms (adjustable)
E-Bus load	170 mA

Thermoelement

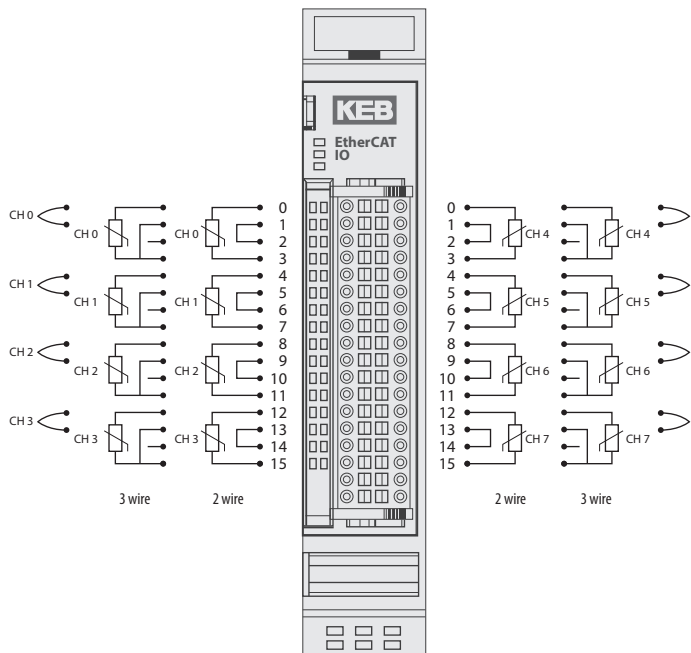
Sensor types	J,K, mV (internal)
Cold point compensation	yes
Measuring range Typ K	-200 °C...+1372 °C
Measuring range Typ J	-50 °C...+760 °C
Measuring range mV	-40 ... +65 mV

Pt100 / Ni100

Measuring range Pt	-75 °C...+670 °C
Measuring range Ni	-60 °C...+250 °C
Input resistance	70...320 Ω
Measuring current	1 mA (typical)

Pt1000 / Ni1000

Measuring range Pt	-75 °C...+670 °C
Measuring range Ni	-60 °C...+250 °C
Input resistance	700...3200 Ω
Measuring current	0.1 mA (typical)



Analog inputs	8
Resolution	16 Bit
Conversion time	50ms (adjustable)
E-Bus load	170 mA

Thermocouple

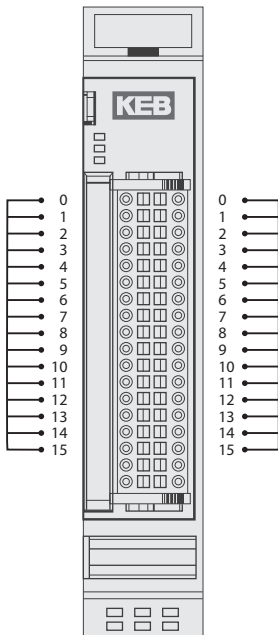
Sensor types	J,K, mV (internal)
Cold point compensation	yes
Measuring range Typ K	-200 °C...+1372 °C
Measuring range Typ J	-50 °C...+760 °C
Measuring range mV	-40 ... +65 mV

Pt100 / Ni100

Measuring range Pt	-75 °C...+670 °C
Measuring range Ni	-60 °C...+250 °C
Input resistance	70...320 Ω
Measuring current	1 mA (typical)

Pt1000 / Ni1000

Measuring range Pt	-75 °C...+670 °C
Measuring range Ni	-60 °C...+250 °C
Input resistance	700...3200 Ω
Measuring current	0.1 mA (typical)



Connections	2x 16
	The module has 2 separate potential lines
E-Bus load	0 mA

Austria KEB Automation GmbH
Ritzstraße 8 4614 Marchtrenk Austria
Tel: +43 7243 53586-0 Fax: +43 7243 53586-21
E-Mail: info@keb.at Internet: www.keb.at

Benelux KEB Automation KG
Dreef 4 – box 4 1703 Dilbeek Belgium
Tel: +32 2 447 8580
E-Mail: info.benelux@keb.de Internet: www.keb.de

Czech Republic KEB Automation GmbH
Videnska 188/119d 61900 Brno Czech Republic
Tel: +420 544 212 008
E-Mail: info@keb.cz Internet: www.keb.cz

France Société Française KEB SASU
Z.I. de la Croix St. Nicolas 14, rue Gustave Eiffel
94510 La Queue en Brie France
Tel: +33 149620101 Fax: +33 145767495
E-Mail: info@keb.fr Internet: www.keb.fr

Germany Geared Motors
KEB Antriebstechnik GmbH
Wildbacher Straße 5 08289 Schneeberg Germany
Telefon +49 3772 67-0 Fax +49 3772 67-281
E-Mail: info@keb-drive.de Internet: www.keb-drive.de

Italy KEB Italia S.r.l. Unipersonale
Via Newton, 2 20019 Settimo Milanese (Milano) Italy
Tel: +39 02 3353531 Fax: +39 02 33500790
E-Mail: info@keb.it Internet: www.keb.it

Japan KEB Japan Ltd.
15 - 16, 2 - Chome, Takanawa Minato-ku
Tokyo 108 - 0074 Japan
Tel: +81 33 445-8515 Fax: +81 33 445-8215
E-Mail: info@keb.jp Internet: www.keb.jp

P. R. China KEB Power Transmission Technology (Shanghai) Co. Ltd.
No. 435 QianPu Road Chedun Town Songjiang District
201611 Shanghai P. R. China
Tel: +86 21 37746688 Fax: +86 21 37746600
E-Mail: info@keb.cn Internet: www.keb.cn

Poland KEB Automation KG
Tel: +48 60407727
E-Mail: roman.trinczek@keb.de Internet: www.keb.de

Republic of Korea KEB Automation KG
Deoksan-Besttel 1132 ho Sangnam-ro 37
Seongsan-gu Changwon-si Gyeongsangnam-do Republic of Korea
Tel: +82 55 601 5505 Fax: +82 55 601 5506
E-Mail: jaeok.kim@keb.de Internet: www.keb.de

Russian Federation KEB RUS Ltd.
Lesnaya str, house 30 Dzerzhinsky MO
140091 Moscow region Russian Federation
Tel: +7 495 6320217 Fax: +7 495 6320217
E-Mail: info@keb.ru Internet: www.keb.ru

Spain KEB Automation KG
c / Mitjer, Nave 8 - Pol. Ind. LA MASIA
08798 Sant Cugat Sesgarrigues (Barcelona) Spain
Tel: +34 93 8970268 Fax: +34 93 8992035
E-Mail: vb.espana@keb.de Internet: www.keb.de

Switzerland KEB Automation AG
Witzbergstraße 24 8330 Pfäeffikon/ZH Switzerland
Tel: +41 43 2886060 Fax: +41 43 2886088
E-Mail: info@keb.ch Internet: www.keb.ch

United Kingdom KEB (UK) Ltd.
5 Morris Close Park Farm Industrial Estate
Wellingborough, Northants, NN8 6 XF United Kingdom
Tel: +44 1933 402220 Fax: +44 1933 400724
E-Mail: info@keb.co.uk Internet: www.keb.co.uk

United States KEB America, Inc.
5100 Valley Industrial Blvd. South
Shakopee, MN 55379 United States
Tel: +1 952 2241400 Fax: +1 952 2241499
E-Mail: info@kebameric.com Internet: www.kebameric.com

